



2015





---

---



---

.....46

.....53

.....55

.....56

.....**58**

.....58

.....58

.....62

.....**63**

---

---



---

---

---

---

---

---

---

---



---


---

---

---

---







							2014 12 31 /2014				
5											
6											
7											









---



---

---









---

4




Ñ è

---





---





---

---

---

	2014		2013		2012	
	<b>684,410.95</b>	<b>100.00%</b>	<b>747,774.14</b>	<b>100%</b>	<b>608,675.03</b>	<b>100%</b>

	684,410.95	100%	747,774.14	100%	608,675.03	100%

2

	2014		2013		2012	
	684,410.95	100.00%	747,774.14	100.00%	608,675.03	100.00%

1

/

2014			
	/		
2013			
	/		

---

<b>2012</b>			
	/		









---

---

	<b>2014</b>	<b>2013</b>	<b>2012</b>

---




	200,486.06	168,020.38	169,246.07
	978,906.30	838,661.33	740,348.32
	624,473.83	526,587.69	431,491.86
	16,590.02	80,591.10	94,764.82
	641,063.85	607,178.79	526,256.68
( )			
	337,842.44	231,482.54	214,091.63
	978,906.30	838,661.33	740,348.32





	2014	2013	2012
	629,416.92	567,290.69	491,073.94
	617,731.03	568,225.69	527,328.62
	11,685.90	-934.99	-36,254.68
		-	
		-	
	4,343.39	223.11	230.69
	41,304.37	12,267.64	39,908.75
	-36,960.97	-12,044.53	-39,678.06
		-	
		-	
		-	
	272,105.62	198,200.00	223,708.11
		70.93	
		-	
	223,782.95	171,364.25	150,727.60
	48,322.67	26,835.75	72,980.50
	365.73	-169.23	203.14
	23,413.32	13,687.00	-2,749.10







---

	2014	2013	2012

**2012**

		2012	





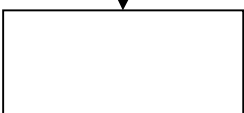
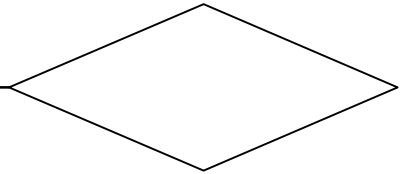


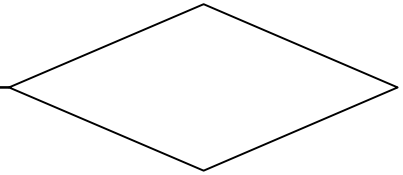

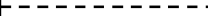
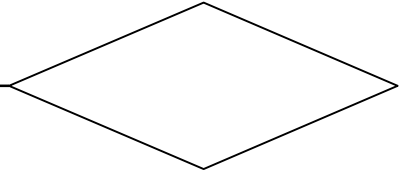
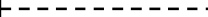
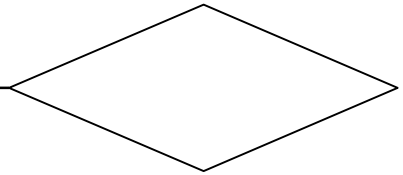
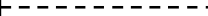
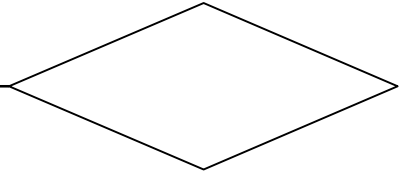

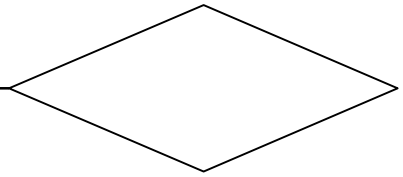





---






---



---

---

---

---

---

---



---

（本页无正文，为《长江精工钢结构（集团）股份有限公司公开发行 2015 年公司债券募集说明书摘要》之盖章页）

长江精工钢结构（集团）股份有限公司

